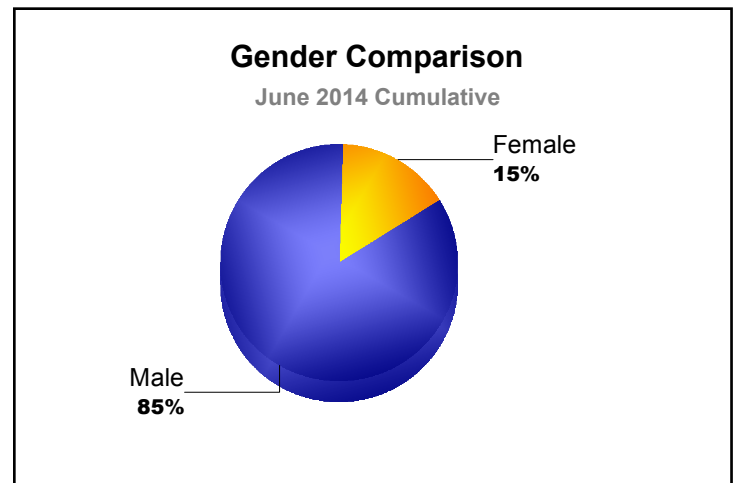
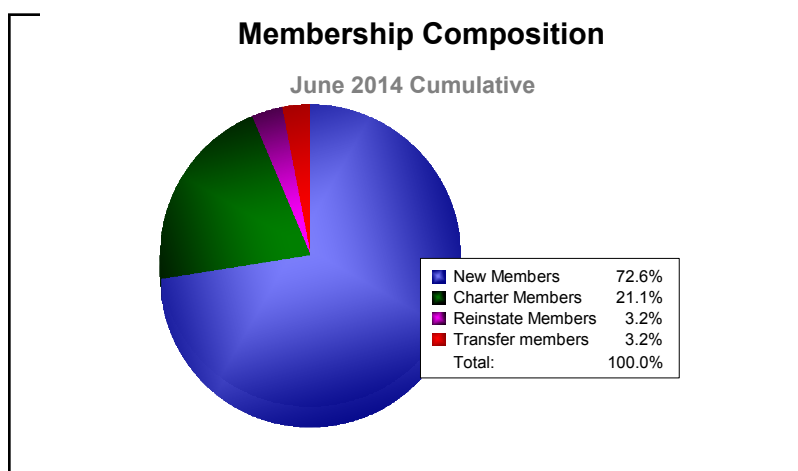
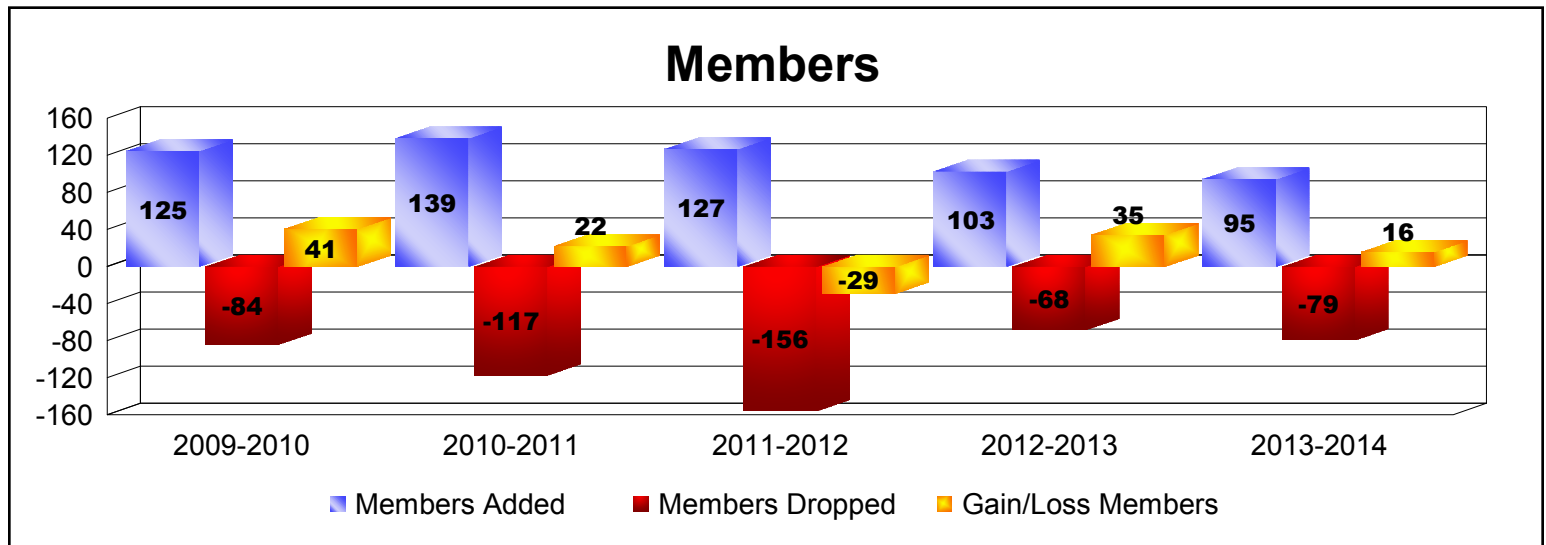
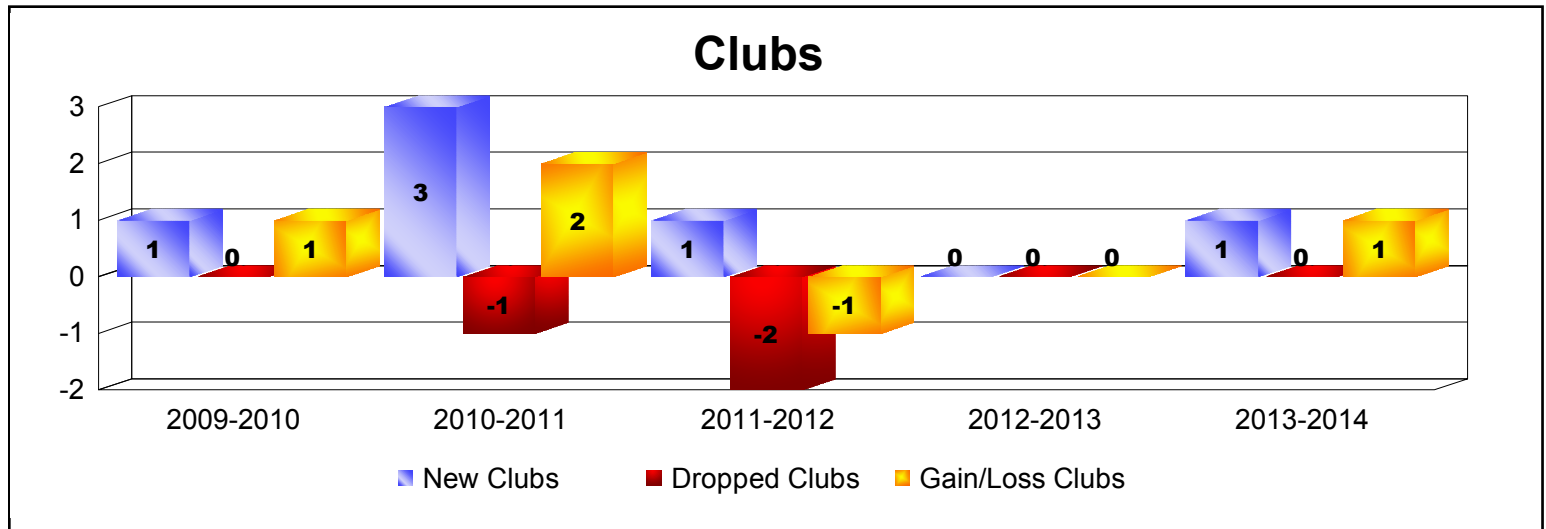
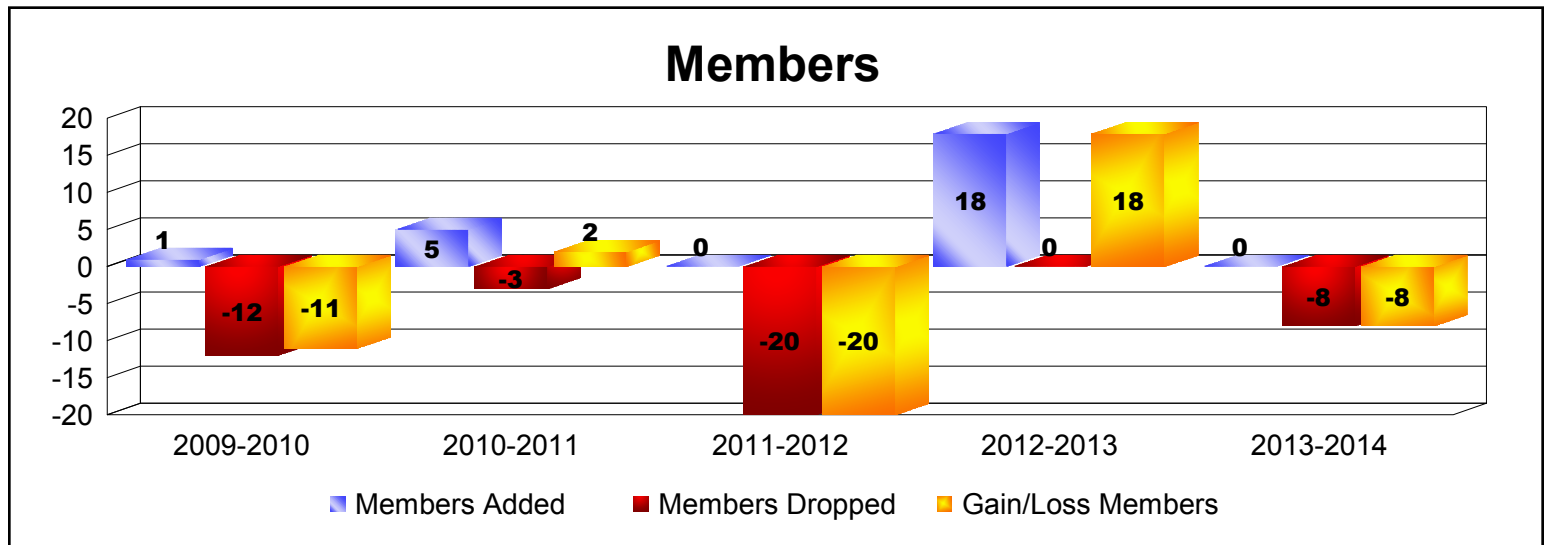
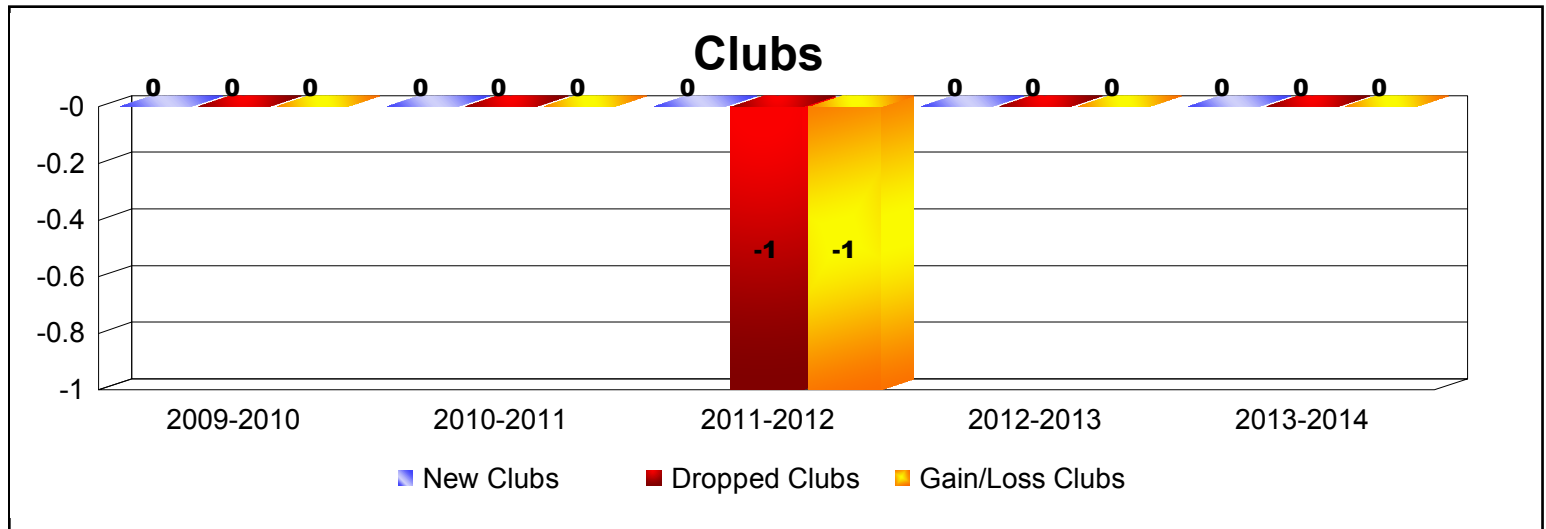


Year	New Clubs	Dropped Clubs	Gain/ Loss Clubs	New Members	Charter Members	Reinstate Members	Transfer Members	Total Member Added	Total Members Dropped	Gain/ Loss Members
2009-2010	1	0	1	98	20	4	3	125	-84	41
2010-2011	3	-1	2	61	75	1	2	139	-117	22
2011-2012	1	-2	-1	99	21	5	2	127	-156	-29
2012-2013	0	0	0	92	1	6	4	103	-68	35
2013-2014	1	0	1	69	20	3	3	95	-79	16
<b>Average</b>	<b>1</b>	<b>-1</b>	<b>1</b>	<b>84</b>	<b>27</b>	<b>4</b>	<b>3</b>	<b>118</b>	<b>-101</b>	<b>17</b>



Year	New Clubs	Dropped Clubs	Gain/ Loss Clubs	New Members	Charter Members	Reinstate Members	Transfer Members	Total Member Added	Total Members Dropped	Gain/ Loss Members
2009-2010	0	0	0	1	0	0	0	1	-12	-11
2010-2011	0	0	0	5	0	0	0	5	-3	2
2011-2012	0	-1	-1	0	0	0	0	0	-20	-20
2012-2013	0	0	0	0	0	18	0	18	0	18
2013-2014	0	0	0	0	0	0	0	0	-8	-8
<b>Average</b>	<b>0</b>	<b>0</b>	<b>0</b>	<b>1</b>	<b>0</b>	<b>4</b>	<b>0</b>	<b>5</b>	<b>-9</b>	<b>-4</b>



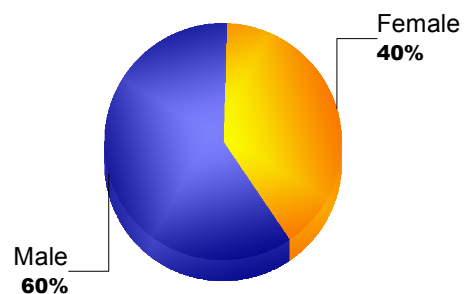
### Membership Composition

June 2014 Cumulative

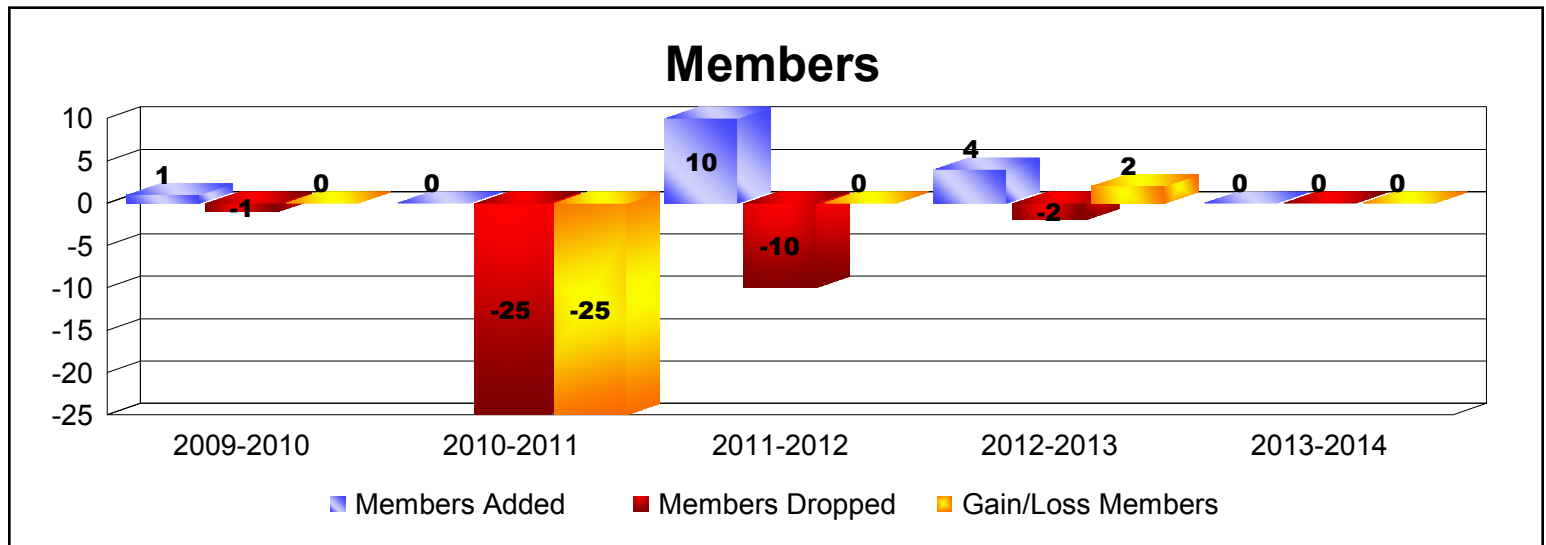
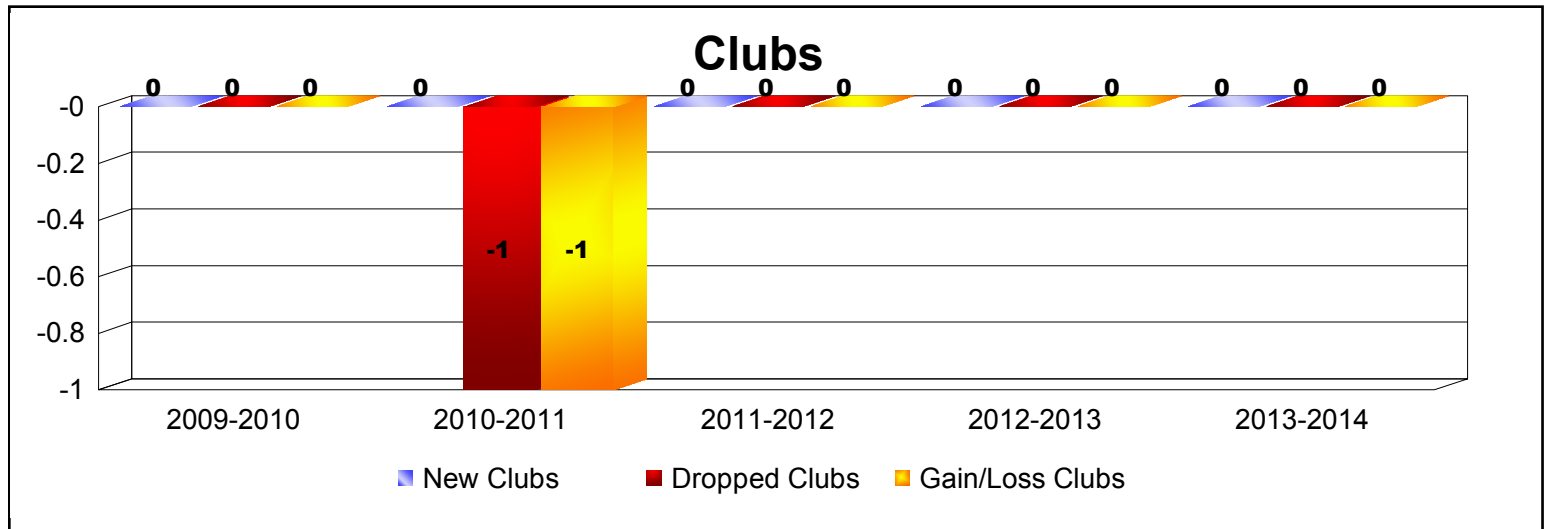
New Members	0.0%
Charter Members	0.0%
Reinstate Members	0.0%
Transfer members	0.0%
<b>Total:</b>	<b>100.0%</b>

### Gender Comparison

June 2014 Cumulative



Year	New Clubs	Dropped Clubs	Gain/ Loss Clubs	New Members	Charter Members	Reinstate Members	Transfer Members	Total Member Added	Total Members Dropped	Gain/ Loss Members
2009-2010	0	0	0	1	0	0	0	1	-1	0
2010-2011	0	-1	-1	0	0	0	0	0	-25	-25
2011-2012	0	0	0	7	0	3	0	10	-10	0
2012-2013	0	0	0	4	0	0	0	4	-2	2
2013-2014	0	0	0	0	0	0	0	0	0	0
<b>Average</b>	<b>0</b>	<b>0</b>	<b>0</b>	<b>2</b>	<b>0</b>	<b>1</b>	<b>0</b>	<b>3</b>	<b>-8</b>	<b>-5</b>



#### Membership Composition

June 2014 Cumulative

New Members	0.0%
Charter Members	0.0%
Reinstate Members	0.0%
Transfer members	0.0%
<b>Total:</b>	<b>100.0%</b>

#### Gender Comparison

June 2014 Cumulative

